

THE HANDLE COLLECTION



YOUR BOOK OF
INSPIRATION



BECAUSE **DETAILS** MATTER

There it stands. Handmade, flawlessly finished and painted in that colour that you can't help but smile at, but your cabinetry's not finished, yet. Enter handles, knobs, latches and pulls – those finishing touches that enhance your cabinetry's artisanship and elevate its design, instantly and effortlessly.

Curated into three core collections, first you'll discover Elements. Think of these as elegant but also entry-level in terms of price before moving into Core and finally The Refined Collection, our most premium handles of all. Nestled between Core and Refined you'll also find our Colour Collection, featuring six sleek colour matched handles for a truly seamless and unique look.

To make choosing your handles as easy as possible, we've also grouped handles that share the same design language within each edit. Take Didsbury from our Core Collection. There's the knob, the bar and T-bar, so that you can have the same style of handle across your room but with subtle variation. You might want the bar handle on a drawer stack but knobs on a countertop cabinet, and this way, you'll satisfy both function and form.

From polished bright copper to smooth matt black and from contemporary chrome to classic cast iron, there's a world of options in the pages that follow.

CONTENTS



07

ELEMENTS
COLLECTION



51

CORE
COLLECTION



79

COLOUR
COLLECTION



91

REFINED
COLLECTION



107

CHOOSING THE
RIGHT HANDLE





NEW


THE COLOUR COLLECTION

**Introducing our new
Colour Collection.**

Six sleek handles colour matched
to five popular door shades for a
truly seamless and unique look.

For the full collection, see page 79





THE **ELEMENTS** COLLECTION

Think of handles like punctuation. Small, finishing touches that bring everything together to complete the room. Whether you're looking for something to make heads turn or blend seamlessly, our Elements Collection is the start-line for choosing your perfect handle. From decorative Alchester with fluted texture, to slick and shining Reeth, instantly enhance your room aesthetic with the final, finishing details.

Alchester



AGED BRASS (AGB)



ANTIQUÉ BRONZE (BR)



MATT BLACK (MB)



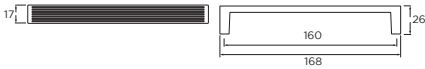
SATIN BRASS (SB)



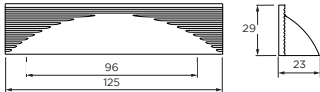
STAINLESS STEEL (SS)



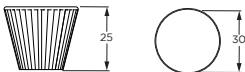
Alchester D-Handle
(H1178.160.**)



Alchester Cup Handle
(H1179.96.**)



Alchester Knob
(K1136.30.**)



HANDLES SHOWN:
ALCHESTER COLLECTION

WORKSURFACE SHOWN:
STRATA QUARTZ - FERRO CORCHIA

DOORS SHOWN:
CRATHORNE PORCELAIN

COLOUR SWATCH SHOWN:
MALBEC







HANDLES SHOWN:
RIVINGTON COLLECTION

WORKSURFACE SHOWN:
DEKTON - GRAPHITE

COLOUR SWATCH SHOWN:
SAGE

Rivington | D-Handle



BLACK ASH
(BA)



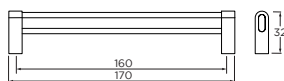
OAK
(OA)



WALNUT
(WA)



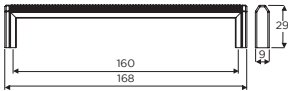
TIMBER
(H1187.160.**)



Hadland | D-Handle



(H1180.160.**)





HANDLES SHOWN:
HADLAND COLLECTION

WORKSURFACE SHOWN:
STRATA QUARTZ - STRATA PERLATINO

DOORS SHOWN:
PORTER IN PUTTY

HANDLES SHOWN:
WINFELL COLLECTION

WORKSURFACE SHOWN:
STRATA QUARTZ - TRINITY CONCRETE

DOORS SHOWN:
UNITY LOTUS WHITE

COLOUR SWATCH SHOWN:
WHITE





Winfell



BLACK
ASH (BA)




OAK
(OA)



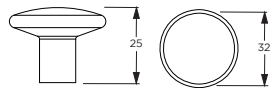
WALNUT
(WA)



TIMBER
Winfell Trim Handle
(H1186.160.**)



TIMBER
Winfell Knob
(K1139.32.**)



Belgrave



ANTIQUÉ
NICKEL
(AN)



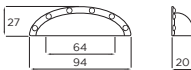
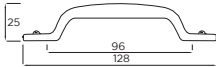
MATT
BLACK
(MB)



AGED
BRASS
(AGB)



NICKEL
(SN)



HANDLES SHOWN:
BELGRAVE COLLECTION

WORKSURFACE SHOWN:
SILESTONE - ETERNAL MARQUINA

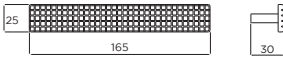
COLOUR SWATCH SHOWN:
OLIVE



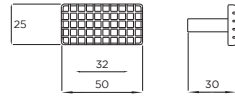
Chelsea



SATIN NICKEL & NICKEL
Chelsea D-Handle
(H420.128.DN)



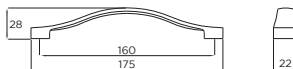
SATIN NICKEL & NICKEL
Chelsea Knob
(K419.32.DN)



Leven | Bow Handle



STAINLESS STEEL
(H251.160.SS)



Darley | Cup Handle



BRUSHED
BRASS (BHB)



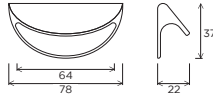
SMOOTH MATT
BLACK (SMB)



CHROME (CH)



(H1163.64.**)



HANDLES SHOWN:
DARLEY COLLECTION




Arlington

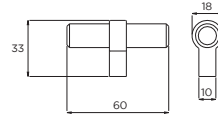
MULTIPLE SIZES
AVAILABLE



Arlington Bar Handle
(H503.128.**)(H504.192.**)(H505.224.**)(H506.384.**)



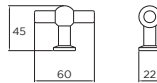
Arlington T-Bar Handle
(H503.60.SS)
Stainless Steel only



Weel | T-bar Handle



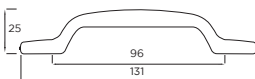
(H1091.60.**)



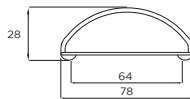
Portland



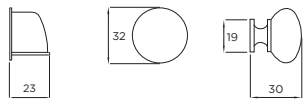
STAINLESS STEEL
Portland Bow Handle
(1001/131SS)



STAINLESS STEEL
Portland Cup Handle
(1003/79SS)



STAINLESS STEEL
Portland Knob
(TK2SS)





HANDLES SHOWN:
HOXTON CUP WITH WHEEL KNOB


WORKSURFACE SHOWN:
SILESTONE - ETERNAL SERENA SUEDE

DOORS SHOWN:
CLARENDON IN HARTFORTH BLUE

Hoxton



Hoxton D-Handle
(HI085.160.**)



Hoxton Cup Handle
(HI104.96.**)
Not available in Stainless Steel



See page 79 to view Hoxton in our Colour Collection






HANDLES SHOWN:
HOXTON COLLECTION

WORKSURFACE SHOWN:
STRATA QUARTZ - ROSA ASTRATTO

COLOUR SWATCH SHOWN:
PIMENTO & PORCELAIN



HANDLES SHOWN:
CANTERBURY COLLECTION

WORKSURFACE SHOWN:
STRATA GRANITE - BLACK COSMIC

COLOUR SWATCH SHOWN:
GEORGIAN RED

Canterbury



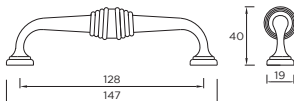
AGED
BRASS
(AB)



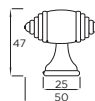
PEWTER
EFFECT
(AP)



Canterbury Bow Handle
(H213.128.AB) (H218.128.AP)



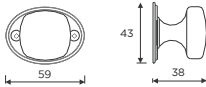
Canterbury T-Bar Handle
(H214.50.AB) (H219.50.AP)



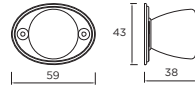
Yeadon | Knob



Yeadon Square Knob
(K999.38.**)



Yeadon Circle Knob
(K1000.35.**)



HANDLES SHOWN:
YEADON COLLECTION

WORKSURFACE SHOWN:
STRATA GRANITE - AZUL ARAN

DOORS SHOWN:
MORNINGTON SHAKER IN PORCELAIN

HANDLES SHOWN:
BARTON COLLECTION

WORKSURFACE SHOWN:
STRATA QUARTZ - ROSA ASTRATTO

COLOUR SWATCH SHOWN:
DUST GREY



Barton



BLACK
SATIN
(BS)



ANTIQU
BRONZE
(BR)



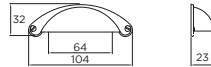
BRIGHT
COPPPER
(CO)



CHROME
(CH)



Barton Cup Handle
(H1092.64.**)



Barton Knob
(K1110.33.**)
CHROME - (K265.33.CH)



Lloyd



MATT
BLACK
(MB)



ANTHRACITE
(AT)



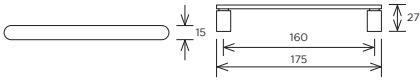
BRUSHED
BRASS
(BHB)



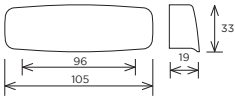
STAINLESS
STEEL
(SS)



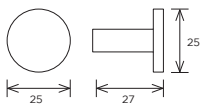
Lloyd D-Handle
(H1156.160.**)



Lloyd Cup Handle
(H1155.96.**)



Lloyd Knob
(K1124.25.**)



See page 79 to view Lloyd
in our Colour Collection

HANDLES SHOWN:
LLOYD COLLECTION

COLOUR SWATCH SHOWN:
PORCELAIN, DUST GREY & WALNUT



HANDLES SHOWN:
YARD COLLECTION

WORKSURFACE SHOWN:
HI MACS - PLATINUM GRANITE
SILESTONE - SNOWY IBIZA

COLOUR SWATCH SHOWN:
DOVE GREY



Yard

MULTIPLE SIZES
AVAILABLE



AGED
BRASS
(AGB)



BRIGHT
COPPER
(CO)



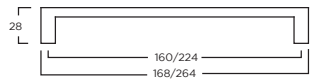
STAINLESS
STEEL
(SS)



MATT
BLACK
(MB)




Yard D-Handle
(H1137.160.**)(H1137.224.**)



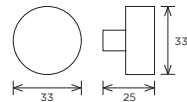
Stainless Steel is available
in a wider range of lengths



Yard Cup Handle
(H1138.64.**)(H1138.160.**)(H1138.320.**)
Available in Matt Black and Aged Brass only



Yard Knob
(K1123.33.**)
Knob not available in Stainless Steel





HANDLES SHOWN:
CLAREMONT COLLECTION

WORKSURFACE SHOWN:
STRATA QUARTZ - PIETRA AUBURN
STRATA QUARTZ - KEMBLE CONCRETE

COLOUR SWATCH SHOWN:
DOVE GREY

Claremont



ANTIQUE
BRONZE
(BR)




SMOOTH
MATT BLACK
(SMB)



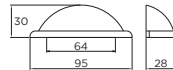
INDUSTRIAL
MATT BLACK
(MB)



Claremont D-Handle
(H1103.160.**)



Claremont Cup Handle
(H1105.64.**)



Claremont Knob
(K1106.30.**)





HANDLES SHOWN:
DALTON COLLECTION

WORKSURFACE SHOWN:
STRATA GRANITE - SUPER WHITE ECLIPSE

DOORS SHOWN:
UNITY NATURAL OAK MONTANE & SUPERMATT LIGHT GREY


Dalton | D Handle

MULTIPLE SIZES
AVAILABLE

-  MATT BLACK (MB)
-  CHROME (CH)
-  ANTIQUE BRONZE (BR)
-  AGED BRASS (AGB)



(H1168.128.***) (H1168.160.***)




Leven | Bar Handle

MULTIPLE SIZES
AVAILABLE



STAINLESS STEEL

Order code	Hole centre (B)	Length (A)
SS72.GP188	128mm	188mm
SS72.297/237	177mm	237mm
SS72.397/337	277mm	337mm
SS72.447/387	327mm	387mm
SS72.497/437	377mm	437mm
SS72.715/655	595mm	655mm
SS72.895/835	775mm	835mm



HANDLES SHOWN:
LEVEN COLLECTION

DOORS SHOWN:
STANHOPE ELSDON IN GRAPHITE

Reeth



CHROME
(CH)



POLISHED
BRASS (PB)



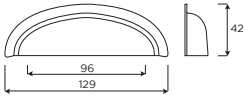
SMOOTH
MATT BLACK
(SMB)



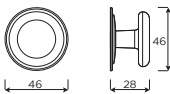
STAINLESS
STEEL
(SS)



Reeth Cup Handle
(H11136.96.**)




Reeth Knob
(K1113.46.**)



HANDLES SHOWN:
REETH COLLECTION

WORKSURFACE SHOWN:
DEKTON - TRANCE

COLOUR SWATCH SHOWN:
DOVE GREY





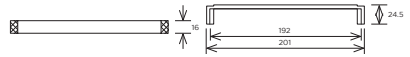




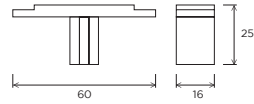
Dunston



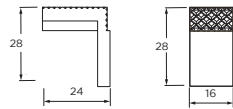
Dunston D-Handle
(H1153.192.**)



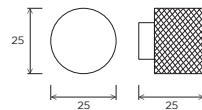
Dunston T-Bar Handle
(H1157.60.**)



Dunston Finger Pull
(H1177.29.**)



Dunston Knob
(K1125.25.**)



HANDLES SHOWN:
DUNSTON COLLECTION

WORKSURFACE SHOWN:
STRATA GRANITE - SILVER WAVES
STRATA QUARTZ - STRATA CALACATTA GOLD
HI MACS - WHITE GRANITE

COLOUR SWATCH SHOWN:
REGIMENT



Harton




BRIGHT NICKEL
(BN)



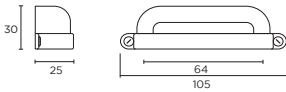
AGED
BRASS (AGB)



Harton Bow Handle
(H1147.205.**)



Harton Cup Handle
(H1146.105.**)



Harton Knob
(K1118.31.**)



HANDLES SHOWN:
HARTON COLLECTION

WORKSURFACE SHOWN:
STRATA QUARTZ - ARCTIC STORM

COLOUR SWATCH SHOWN:
HARTFORTH BLUE



Fell | Trim Handle

MULTIPLE SIZES
AVAILABLE




SATIN
BLACK
(BS)



STAINLESS
STEEL
(SS)



(H1088.32.***) (H1088.160.***) (H1088.256.***)



£ £

Clerkenwell | Trim Handle

MULTIPLE SIZES
AVAILABLE



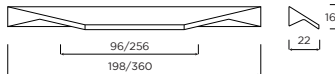
BLACK
NICKEL
(BBN)



STAINLESS
STEEL
(SS)



(H1124.96.SS) (H1124.256.SS)
(H1128.96.BBN) (H1128.256.BBN)



£ £ £

Marylebone | Trim Handle

MULTIPLE SIZES
AVAILABLE



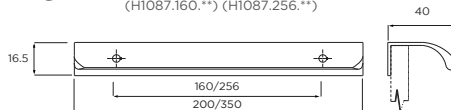
SATIN
BLACK
(BS)



STAINLESS
STEEL
(SS)



(H1087.160.***) (H1087.256.***)



£



HANDLES SHOWN:
SOHO COLLECTION

WORKSURFACE SHOWN:
UNITY SEPIA GLADSTONE OAK WITH 3MM
BESPOKE GLASS ON TOP

DOORS SHOWN:
PORTER IN GRAPHITE

Soho | Trim Handle

MULTIPLE SIZES
AVAILABLE




MATT
BLACK
(MB)



STAINLESS
STEEL
(SS)



(H1131.90.***) (H1131.250.***)



See page 79 to view Soho in our Colour Collection



HANDLES SHOWN:
SOHO COLLECTION

WORKSURFACE SHOWN:
STRATA QUARTZ - NERA ASTRATTO

COLOUR SWATCH SHOWN:
REGENTS GREEN





Yarm



MATT
BLACK
(MB)



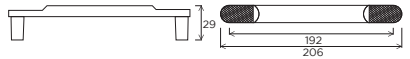
CHROME
(CH)



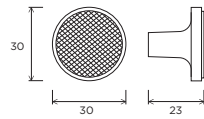
AGED
BRASS
(AGB)



Yarm Pull Handle
(HT162.192.**)



Yarm Knob
(KT131.30.**)



HANDLES SHOWN:
YARM COLLECTION

WORKSURFACE SHOWN:
STRATA QUARTZ - ARCTIC STORM

COLOUR SWATCH SHOWN:
CADET



Malmo | Knob



WALNUT
(WA)



OAK (OA)



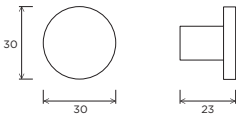
MATT
BLACK (MB)



MATT WHITE
(MW)




(K1127.30.**)





HANDLES SHOWN:
MALMO COLLECTION

WORKSURFACE SHOWN:
DEKTON - NILIUM





THE CORE COLLECTION


Whether reigniting your love for existing cabinetry or seeking out a finishing flourish for newly designed furniture, consider a creation from our Core Collection. This is where our obsession with detail is seriously unleashed, with textural industrial finishes like knurling and sophisticated reeding on everything from cup handles to bars.

Henley


- 
MATT
BLACK (MB)
- 
ANTIQU
BRONZE (BR)
- 
AGED
BRASS (AGB)
- 
STAINLESS
STEEL (SS)



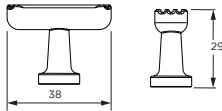
Henley D-Handle
(H1181.160498.**)



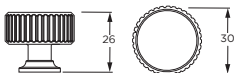
Henley D-Handle
(H1181.160.**)



Henley T-Bar Handle
(H1182.38.**)



Henley Knob
(K1137.30.**)





HANDLES SHOWN:
HENLEY COLLECTION

WORKSURFACE SHOWN:
STRATA QUARTZ - GRIGIO CORCHIA

DOORS SHOWN:
MORNINGTON BEADED - MAJESTIC TEAL

HANDLES SHOWN:
ARDEN COLLECTION

WORKSURFACE SHOWN:
STRATA QUARTZ - CARRARA GIOA

DOORS SHOWN:
CRATHORNE IN REGIMENT

COLOUR SWATCH SHOWN:
DOVE GREY



Arden



MATT BLACK (MB)



ANTIQUÉ BRONZE (BR)



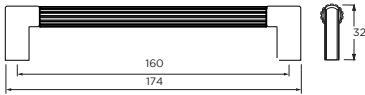
AGED BRASS (AGB)



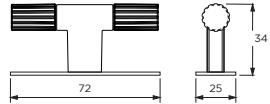
STAINLESS STEEL (SS)




Arden D-Handle (H1183.160.**)



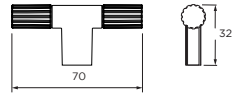
Arden T-Bar Handle (H1184.70496.**)



Arden D-Handle (H1183.160497.**)



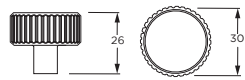
Arden T-Bar Handle (H1184.70.**)



Arden Knob (K1138.30490.**)



Arden Knob (K1138.30.**)



Drayton | Trim Handle



MATT
BLACK (MB)



ANTIQUE
BRONZE (BR)



AGED
BRASS (AGB)




STAINLESS
STEEL (SS)



SATIN
BRASS (SB)



(H1175.96.**)(H1175.160.**)



MULTIPLE SIZES
AVAILABLE





HANDLES SHOWN:
DRAYTON COLLECTION

WORKSURFACE SHOWN:
STRATA GRANITE - ARABIETO BIANCO

DOORS SHOWN:
HUNTON IN HARTFORTH BLUE





Fairfield | Trim Handle



OAK
(OA)



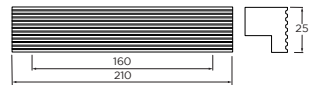
WALNUT
(WA)



BLACK ASH
(BA)



TIMBER
(H1185.160.**)



HANDLES SHOWN:
FAIRFIELD COLLECTION

WORKSURFACE SHOWN:
STRATA GRANITE - SUPER WHITE ECLIPSE

DOORS SHOWN:
UNITY OAK MONTANE

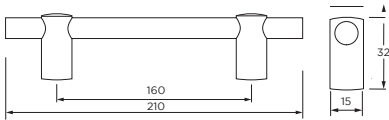
COLOUR SWATCH SHOWN:
WHITE



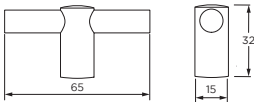
Hampton



Hampton Bar Handle
MATT BLACK & BRASS
(H1176.160.MBSB)



Hampton T-Bar Handle
MATT BLACK & BRASS
(H1176.15.MBSB)





HANDLES SHOWN:
HAMPTON COLLECTION

WORKSURFACE SHOWN:
SILESTONE - CIDER CRAZE

DOORS SHOWN:
PORTER IN OLIVE

COLOUR SWATCH SHOWN:
TAUPE GREY



Hexham



ANTIQUE
BRONZE (BR)



AGED
BRASS (AGB)



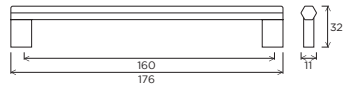
MATT
BLACK (MB)



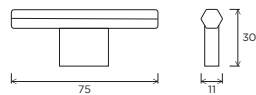
CHROME
(CH)



Hexham Bar Handle
(H1166.160.**)



Hexham T-Bar Handle
(H1167.75.**)



HANDLES SHOWN:
HEXHAM COLLECTION

WORKSURFACE SHOWN:
STRATA QUARTZ - STRATA ABSOLUTE
MARBLED WHITE

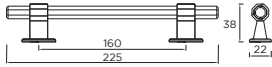
COLOUR SWATCH SHOWN:
CADET



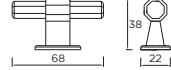
Bloomfield



Bloomfield Bar Handle
(H994.160.**)



Bloomfield T-Bar Handle
(H995.68.**)



Hove



MATT BLACK (MB)



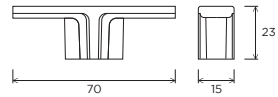
STAINLESS STEEL (SS)



Hove Bar Handle
(H1130.160.**) (H1130.320.**)



Hove T-Bar Handle
(H1161.70.**)




MULTIPLE SIZES AVAILABLE

Marlow | Trim Handle

MULTIPLE SIZES AVAILABLE



BRUSHED BRASS
(H1148.204.BHB) (H1148.300.BHB)



Strand



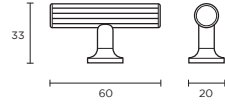
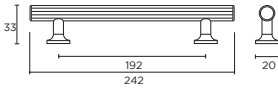

AGED BRASS (AGB)



BRIGHT NICKEL (BN)



STAINLESS STEEL (SS)



HANDLES SHOWN:
STRAND COLLECTION

DOORS SHOWN:
CHAPTER IN HARTFORTH BLUE



HANDLES SHOWN:
STRAND COLLECTION

WORKSURFACE SHOWN:
STRATA QUARTZ - ELEGANT CLAY

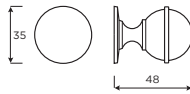
COLOUR SWATCH SHOWN:
CASHMERE



Chatsworth | Knob



(K876.35.BN)
(K877.35.CH)
(K1109.35.PE)




York | Cup Handle

MULTIPLE SIZES
AVAILABLE



CHROME
(H1121.160.CH)
(H1121.320.CH)



Tarn



SATIN
BRASS
(SB)



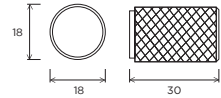
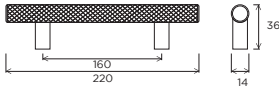
MATT
BLACK
(MB)



Tarn Pull Handle
(H1164.160.**)



Tarn T-Bar Handle
(K1132.18.**)



HANDLES SHOWN:
TARN COLLECTION

WORKSURFACE SHOWN:
STRATA QUARTZ - PIETRA AUBURN
STRATA QUARTZ - PIETRA ICY WHITE

Didsbury



AGED BRASS (AGB)




ANTIQUÉ BRONZE (BR)



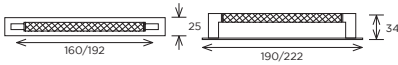
MATT BLACK (MB)



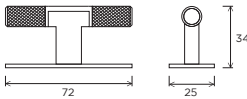
STAINLESS STEEL (SS)



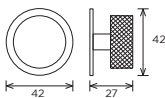
Didsbury D-Handle
(H1140.160497**) (H1140.192491**) with backplate
(H1140.160.***) (H1140.192.***)



Didsbury T-Bar Handle
(H1158.72B496**) with backplate
(H1158.72.***)



Didsbury Knob
(K1120.33490**) with backplate
(K1120.33.***)



MULTIPLE SIZES
AVAILABLE





HANDLES SHOWN:
DIDSBURY COLLECTION

COLOUR SWATCH SHOWN:
REGENTS GREEN



HANDLES SHOWN:
KNURLED COLLECTION

DOORS SHOWN:
1909 SLAB IN GRAPHITE

Knurled | Bar Handle



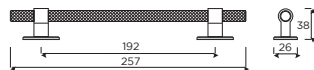

MATT
BLACK
(MB)




AGED
BRASS
(AGB)




STAINLESS
STEEL
(SS)



with rectangular backplate



with circular backplate



with bar handle backplate



Knurled | Large Bar Handle



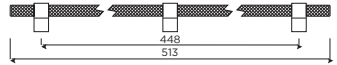
MATT BLACK (MB)



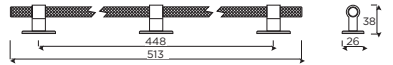
AGED BRASS (AGB)



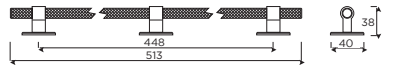
STAINLESS STEEL (SS)



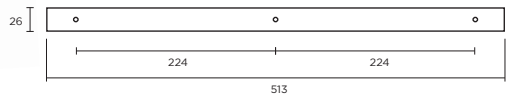
with rectangular backplate



with circular backplate



bar handle backplate



Knurled | T-Bar



MATT
BLACK
(MB)



AGED
BRASS
(AGB)



STAINLESS
STEEL
(SS)



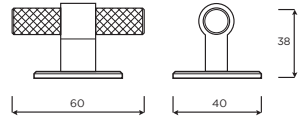
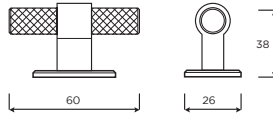
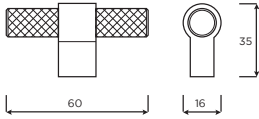
(H1125.35.**)



with rectangular backplate
(H1125.35B385**)



with circular backplate
(H1125.35B383**)



Knurled | Knob



MATT
BLACK
(MB)



AGED
BRASS
(AGB)



STAINLESS
STEEL
(SS)



with fixed backplate
(K1117.32.**)



HANDLES SHOWN:
KNURLED COLLECTION

WORKSURFACE SHOWN:
DEKTON - LUNAR

DOORS SHOWN:
1909 SLAB IN COPSE GREEN



HANDLES SHOWN:
KNURLED COLLECTION

DOORS SHOWN:
1909 SLAB IN DRY ROSE

Knurled | Knob



MATT
BLACK
(MB)



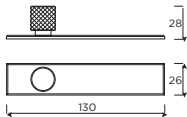
AGED
BRASS
(AGB)




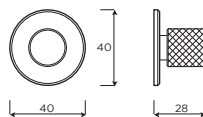
STAINLESS
STEEL
(SS)



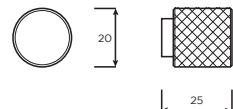
*with rectangular offset backplate
(K1111.20B384**)*



*with circular backplate
(K1111.20B383**)*



*with rectangular backplate
(K1111.20.**)*



HANDLES SHOWN:
KNURLED COLLECTION

COLOUR SWATCH SHOWN:
WHITE, GRAPHITE & DRY ROSE









THE **COLOUR** COLLECTION


Smooth and understated; our Colour Collection allows you to seamlessly match your handle to an array of trend-leading door colours, for a modern, cohesive kitchen look. With six sleek styles to choose from, it's never been easier to embrace the calming beauty of minimalistic design.

Regiment

MULTIPLE SIZES
AVAILABLE



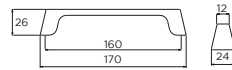
Soho Trim Handle
(H1131.90.RG) (H1131.250.RG)



£ £ £



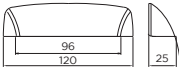
Hoxton D-Handle
(H1156.160.RG)



£ £ £ £



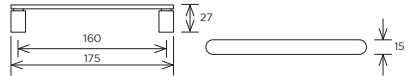
Hoxton Cup Handle
(H1104.96.RG)



£ £ £ £



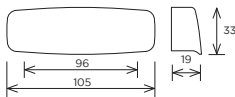
Lloyd D-Handle
(H1156.160.RG)



£ £ £



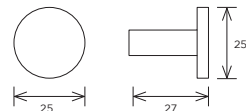
Lloyd Cup Handle
(H1155.96.RG)



£ £ £



Lloyd Knob
(K1124.25.RG)



£ £ £



HANDLES SHOWN:
SOHO COLLECTION

WORKSURFACE SHOWN:
STRATA QUARTZ - KEMBLE CONCRETE

DOORS SHOWN:
PORTER IN REGIMENT



HANDLES SHOWN:
LLOYD COLLECTION

WORKSURFACE SHOWN:
STRATA QUARTZ - CALACATTA SILVER


DOORS SHOWN:
PORTER IN HARTFORTH BLUE

Hartforth Blue

MULTIPLE SIZES
AVAILABLE



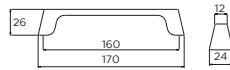
Soho Trim Handle
(H1131.90.HB) (H1131.250.HB)



£ £ £



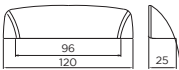
Hoxton D-Handle
(H1156.160.HB)



£ £ £ £



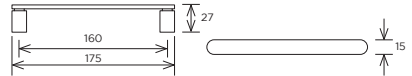
Hoxton Cup Handle
(H1104.96.HB)



£ £ £ £



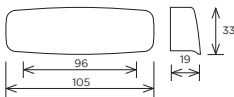
Lloyd D-Handle
(H1156.160.HB)



£ £ £



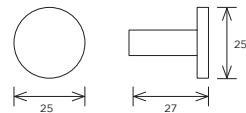
Lloyd Cup Handle
(H1155.96.HB)



£ £ £



Lloyd Knob
(K1124.25.HB)




£ £ £

Taupe Grey

MULTIPLE SIZES
AVAILABLE




Soho Trim Handle
(H1131.90.TG) (H1131.250.TG)



£ £ £



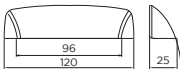
Hoxton D-Handle
(H1156.160.TG)



£ £ £ £



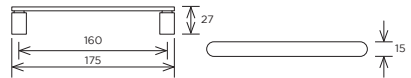
Hoxton Cup Handle
(H1104.96.TG)



£ £ £ £



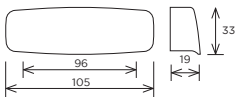
Lloyd D-Handle
(H1156.160.TG)



£ £ £



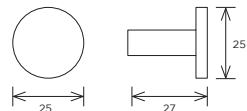
Lloyd Cup Handle
(H1155.96.TG)



£ £ £



Lloyd Knob
(K1124.25.TG)



£ £ £



HANDLES SHOWN:
LLOYD COLLECTION

WORKSURFACE SHOWN:
STRATA QUARTZ - CALACATTA SILVER

DOORS SHOWN:
HUNTON IN TAUPE GREY



HANDLES SHOWN:
LLOYD COLLECTION

WORKSURFACE SHOWN:
STRATA QUARTZ - CALACATTA SILVER


DOORS SHOWN:
PORTER IN DOVE GREY

Dove Grey

MULTIPLE SIZES
AVAILABLE



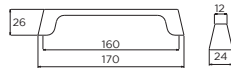
Soho Trim Handle
(HT131.90.DV) (HT131.250.DV)



£ £ £



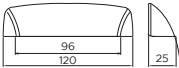
Hoxton D-Handle
(HT156.160.DV)



£ £ £ £



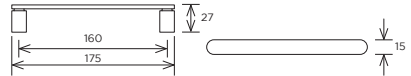
Hoxton Cup Handle
(HT104.96.DV)



£ £ £ £



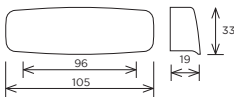
Lloyd D-Handle
(HT156.160.DV)



£ £ £



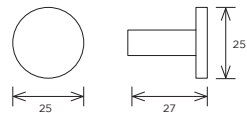
Lloyd Cup Handle
(HT155.96.DV)



£ £ £



Lloyd Knob
(KT124.25.DV)




£ £ £

White

MULTIPLE SIZES
AVAILABLE



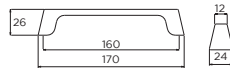
Soho Trim Handle
(H1131.90.MW) (H1131.250.MW)



£ £ £



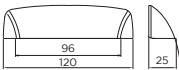
Hoxton D-Handle
(H1156.160.WH)



£ £ £ £



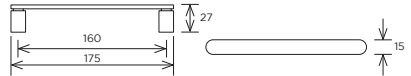
Hoxton Cup Handle
(H1104.96.WH)



£ £ £ £



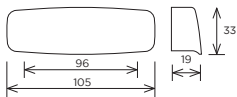
Lloyd D-Handle
(H1156.160.WH)



£ £ £



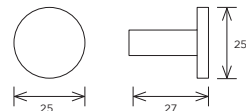
Lloyd Cup Handle
(H1155.96.WH)



£ £ £



Lloyd Knob
(K1124.25.WH)



£ £ £



HANDLES SHOWN:
LLOYD COLLECTION

WORKSURFACE SHOWN:
STRATA QUARTZ - CALACATTA SILVER

DOORS SHOWN:
PORTER IN WHITE



THE **REFINED** COLLECTION

Our most premium collection of all features just nine impeccably designed handles. Discover intricate detailing and hand-finished designs across a range of different styles to promise unwavering finesse to your home.

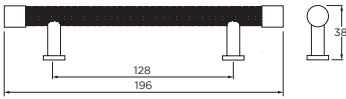
Whether you're looking for something definitively classic like our Wellington handle family, or something with a style statement such as our newest refined entries, Maybrook and Walton. The Refined Collection even explores rich, wooden tones with our Hampstead range, finalised with a diamond-etched brass trim.



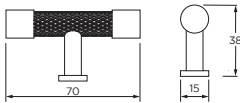
Walton



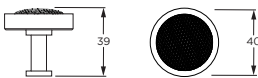
PEWTER & SATIN BRASS
Walton Knurled Pull Handle
(H1173.128.PESB)



PEWTER & SATIN BRASS
Walton Knurled T-Pull
(H1174.70.PESB)



PEWTER & SATIN BRASS
Walton Knurled Knob
(K1135.40.PESB)





HANDLES SHOWN:
WALTON & MAYBROOK COLLECTION

WORKSURFACE SHOWN:
STRATA QUARTZ - ARABIETO NOIR

DOORS SHOWN:
1909 IN COPSE GREEN

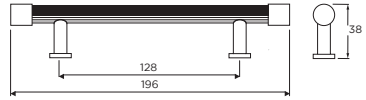
COLOUR SWATCH SHOWN:
PORCELAIN



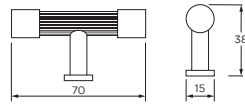
Maybrook



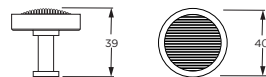
Maybrook Fluted Pull Handle
PEWTER & SATIN BRASS
(H1171.128.PESB)



Maybrook Fluted T-Pull
PEWTER & SATIN BRASS
(H1172.70.PESB)



Maybrook Fluted Knob
PEWTER & SATIN BRASS
(K1134.40.PESB)



HANDLES SHOWN:
MAYBROOK COLLECTION

WORKSURFACE SHOWN:
STRATA QUARTZ - GRIGIO CORCHIA

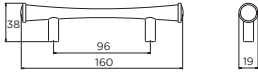
DOORS SHOWN:
1909 IN REGIMENT



Berwick



Berwick Bar Handle
(H1063.96.PE)



Berwick Knob
with backplate
(K1062.30.PE)



Berwick Knob
(KDH3022)



HANDLES SHOWN:
BERWICK COLLECTION

WORKSURFACE SHOWN:
STRATA QUARTZ - GRAFITE CORCHIA

COLOUR SWATCH SHOWN:
DOVE GREY

HANDLES SHOWN:
WELLINGTON COLLECTION

DOORS SHOWN:
1909 SHAKER IN STORM BLUE



Wellington



CHROME
(CH)



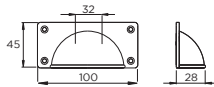
BRIGHT
NICKEL
(BN)



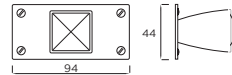
ANTIQU
BRONZE
(BR)



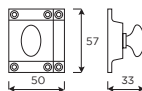
Wellington Cup Handle
(H1079.32.**)
Not available in Antique Bronze



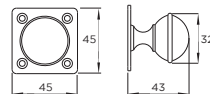
Wellington Knob
(K878.34.**)
Not available in Antique Bronze



Wellington Latch Handle
(H1117.50.**)
Not available in Bright Nickel



Wellington Knob
(K1075.32.**)
Not available in Antique Bronze







HANDLES SHOWN:
WELLINGTON COLLECTION

WORKSURFACE SHOWN:
STRATA QUARTZ - ELEGANT CREAM

COLOUR SWATCH SHOWN:
SILVER GREY

Bedford



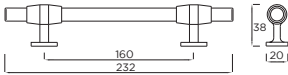
CHROME
(CH)



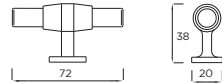
BRIGHT NICKEL
(BN)



BRIGHT NICKEL
Bedford Bar Handle
(H882.160.**)



BRIGHT NICKEL
Bedford T-Bar Handle
(H884.72.BN)
Not available in Chrome



Barnard | Knob



SATIN
BRASS (SB)



CHROME
(CH)



MATT
BLACK (MB)



ANTIQUÉ
BRONZE (BR)



(K1129.32.**)





HANDLES SHOWN:
COLLINGWOOD COLLECTION

DOORS SHOWN:
1909 SHAKER IN STORM BLUE

Collingwood



MATT
BLACK
(MB)



CHROME
(CH)



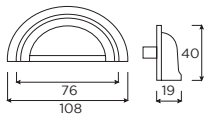
ANTIQU
BRASS
(BR)



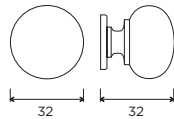
SATIN
BRASS
(SB)



Collingwood Cup Handle
(H1127.76.**)



Collingwood Knob
(K1128.32.**)



Hampstead



WALNUT &
BRUSHED BRASS
(WABHB)



WALNUT &
MATT BLACK
(WAMB)



BRUSHED BRASS
& MATT BLACK
(BHBMB)




BRUSHED
BRASS (BHB)



Hampstead Bar Handle
(HT165.160.**)

Bar handle is not available in Brushed Brass
or Brushed Brass & Matt Black



Hampstead Knob
(KT126.30.**)



HANDLES SHOWN:
HAMPSTEAD COLLECTION

WORKSURFACE SHOWN:
DEKTON - REM

COLOUR SWATCH SHOWN:
BAY GREEN






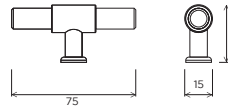
Gales



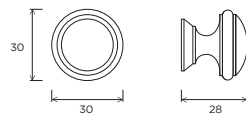
SATIN BRASS
Gales Pull Handle
(H1169.160.SB)



SATIN BRASS
Gales T-Bar Handle
(H1170.75.SB)



SATIN BRASS
Gales Knob
(K1133.30.SB)



HANDLES SHOWN:
GALES COLLECTION

WORKSURFACE SHOWN:
SILESTONE - ETERNAL MARQUINA

COLOUR SWATCH SHOWN:
OLIVE



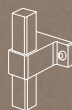
CHOOSING THE RIGHT HANDLE FOR YOU



KNOB
Single centrally
fixed handle



CUP HANDLE
Formed shaped handle to
slot hand into



T-BAR HANDLE
Small T shaped handle



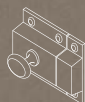
BAR HANDLE
Straight bar style handle with
two or more fixing points



D-HANDLE
D shaped handle with two or
more fixing points



BOW HANDLE
Curved shaped handle
with flat ends



LATCH HANDLE
Similar to a door lock with
two parts and a catch



DROP HANDLE
Two fixed sockets with a
vertically rotating
central handle



TRIM HANDLE
A strip style handle,
top/side mounted

Please note: we take great care in the photography of products illustrated. Due to variables between photographic and print processes, colours and shades may vary from the actual product supplied.



WHATEVER YOUR STYLE OR SPECIFIC
REQUIREMENTS YOUR RETAILER IS
ON HAND TO HELP, ASK THEM
FOR MORE IDEAS AND
INSPIRATION TODAY.

HANDLES SHOWN:
DIDSBURY COLLECTION

WORKSURFACE SHOWN:
STRATA QUARTZ - PIETRA ICY WHITE

DOORS SHOWN:
BELSAY IN PORCELAIN & DUST GREY

HANDLE SHOWN:
MATT BLACK FROM THE DRAYTON COLLECTION

DOORS SHOWN:
1909 SHAKER, HARTFORTH BLUE

WORKSURFACE SHOWN:
STRATA QUARTZ - ARABIETO BIANCO







BROUGHT TO YOU BY



Summer 2023